



Care Instructions

Natural materials and today's synthetic washing powders are sometimes not the best combination. Therefore, it is very important to read washing instructions carefully.

Some basic tips

Wool and fine knitted items should be laid flat and gently pull to put back into shape. When washing or tumble drying your wool clothing use a washing bag.

- Separate your washing according to temperature and colour.
- Always wash dark and intensive colours separately.
- To avoid loss of colour when washing strong colours, we recommend washing the garments inside out.

Washing agent

- Use a washing powder without bleaching agent to help maintain colours.
- Follow the wash instructions on the washing powder packet.
- Put clothes directly into the washing machine. Do not soak. Washing powder that has not been fully dissolved can cause discolouring.

Spin-drying

- Do not hang very wet garments to dry. The weight of the water can alter the shape. After spin-drying lay garments flat when possible.





































Drying

- Never put woollen garments in the tumble dryer.
- Cotton garments will shrink in a hot tumble dryer. Remove garments from the dryer before they are fully dry.

Caring for woollens – important tips

- Always refer to washing instructions.
- Only specially treated woollens are suitable for the washing machine. This should always be specified on the washing instruction label. Otherwise, always hand wash to avoid shrinkage and felting.
- Use a suitable fine-wash agent, or with very sensitive garments, a mild shampoo. When washing and when rinsing use plenty of hand-warm water.

Care Instructions Symbols

WASHING 												
	regular wash	light wash	regular wash	light wash	regular wash	light wash	light wash	regular wash	light wash	light wash	hand wash	dry clean only
<p>The figure in the washtub indicates the maximum wash temperature, which may not be exceeded. The instructions below the washtub indicate special instructions or recommendations for a particular wash cycle (for example, select gentle or delicate cycle)</p>												
BLEACHING 												
	chlorine bleach possible				do not use chlorine bleach				do not bleach			
IRONING 												
	hot iron		medium iron		cool iron		do not iron					
<p>Symbols advise iron temperature.</p>												
PROFESSIONELLE TEXTIL- PFLEGE 												
	<p>Please follow washing instructions.</p>											
												
	<p>Please follow washing instructions as advised!</p>											
DRYING 												
	tumble dry with normal temperature setting				tumble dry with reduced temperature setting				do not tumble dry			
<p>Please tumble dry as symbols advise.</p>												